

| Grundschulen: | | | | | | |
|------------------------|-------------------|--------------------|-------------------|-------------------|---------------|---------------|
| Landkreise | über 100 % | unter 100 % | unter 95 % | unter 90 % | Gesamt | Anteil |
| Dessau- Roßlau | 9 | 2 | 1 | 1 | 13 | 30,8% |
| Halle (Saale) | 29 | 2 | 1 | 0 | 32 | 9,4% |
| Magdeburg | 28 | 2 | 0 | 1 | 31 | 9,7% |
| Altmarkkreis Salzwedel | 22 | 2 | 0 | 0 | 24 | 8,3% |
| Anhalt Bitterfeld | 34 | 2 | 0 | 0 | 36 | 5,6% |
| Börde | 44 | 3 | 0 | 0 | 47 | 6,4% |
| Burgenlandkreis | 28 | 6 | 3 | 5 | 42 | 33,3% |
| Harz | 44 | 2 | 1 | 0 | 47 | 6,4% |
| Jerichower Landkreis | 19 | 0 | 0 | 0 | 19 | 0,0% |
| Mansfeld- Südharz | 29 | 4 | 0 | 1 | 34 | 14,7% |
| Saalekreis | 31 | 7 | 4 | 0 | 42 | 26,2% |
| Salzland | 39 | 1 | 0 | 0 | 40 | 2,5% |
| Stendal | 23 | 0 | 0 | 0 | 23 | 0,0% |
| Wittenberg | 19 | 5 | 4 | 3 | 31 | 38,7% |
| Gesamt | 398 | 38 | 14 | 11 | 461 | 13,7% |
| Anteil | 86,3% | 8,2% | 3,0% | 2,4% | | |

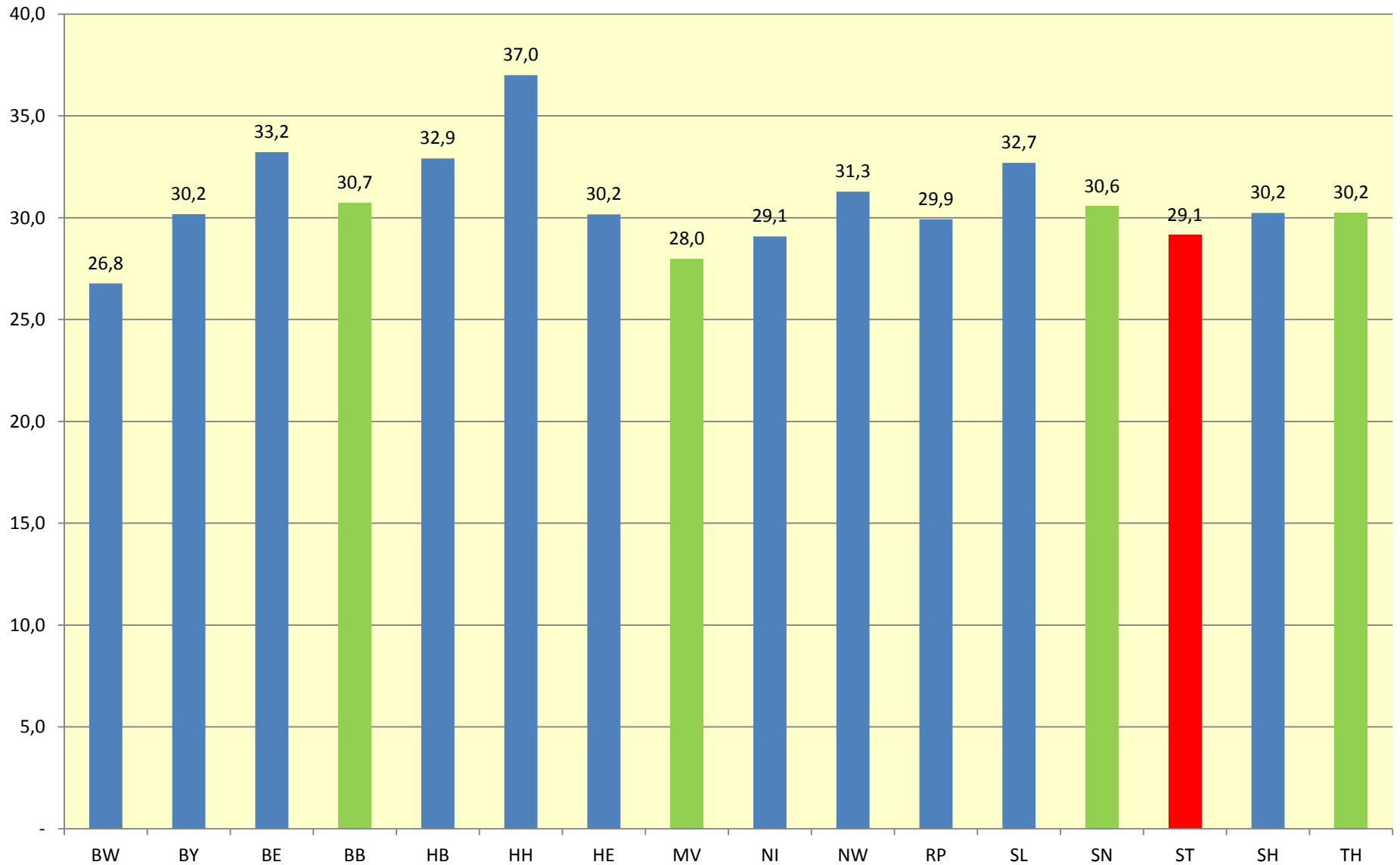
| Sekundarschulen/ Gemeinschaftsschulen/ Gesamtschulen: | | | | | | |
|--|-------------------|--------------------|-------------------|-------------------|---------------|---------------|
| Landkreise | über 100 % | unter 100 % | unter 95 % | unter 90 % | Gesamt | Anteil |
| Dessau- Roßlau | 5 | 0 | 0 | 0 | 5 | 0,0% |
| Halle (Saale) | 5 | 4 | 1 | 0 | 10 | 50,0% |
| Magdeburg | 3 | 7 | 2 | 1 | 13 | 76,9% |
| Altmarkkreis Salzwedel | 4 | 4 | 1 | 0 | 9 | 55,6% |
| Anhalt Bitterfeld | 9 | 1 | 1 | 0 | 11 | 18,2% |
| Börde | 9 | 5 | 1 | 0 | 15 | 40,0% |
| Burgenlandkreis | 11 | 1 | 0 | 0 | 12 | 8,3% |
| Harz | 10 | 4 | 2 | 0 | 16 | 37,5% |
| Jerichower Landkreis | 5 | 4 | 0 | 0 | 9 | 44,4% |
| Mansfeld- Südharz | 3 | 5 | 1 | 0 | 9 | 66,7% |
| Saalekreis | 10 | 5 | 0 | 0 | 15 | 33,3% |
| Salzland | 7 | 4 | 2 | 0 | 13 | 46,2% |
| Stendal | 5 | 5 | 0 | 0 | 10 | 50,0% |
| Wittenberg | 6 | 1 | 3 | 0 | 10 | 40,0% |
| Gesamt | 92 | 50 | 14 | 1 | 157 | 41,4% |
| Anteil | 58,6% | 31,8% | 8,9% | 0,6% | | |

| Gymnasium: | | | | | | |
|------------------------|-------------------|--------------------|-------------------|-------------------|---------------|---------------|
| Landkreise | über 100 % | unter 100 % | unter 95 % | unter 90 % | Gesamt | Anteil |
| Dessau- Roßlau | 2 | 0 | 0 | 0 | 2 | 0,0% |
| Halle (Saale) | 4 | 2 | 0 | 0 | 6 | 33,3% |
| Magdeburg | 4 | 1 | 0 | 0 | 5 | 20,0% |
| Altmarkkreis Salzwedel | 1 | 2 | 0 | 0 | 3 | 66,7% |
| Anhalt Bitterfeld | 4 | 0 | 0 | 0 | 4 | 0,0% |
| Börde | 2 | 2 | 1 | 0 | 5 | 60,0% |
| Burgenlandkreis | 6 | 0 | 0 | 0 | 6 | 0,0% |
| Harz | 6 | 3 | 1 | 0 | 10 | 40,0% |
| Jerichower Landkreis | 2 | 1 | 0 | 0 | 3 | 33,3% |
| Mansfeld- Südharz | 2 | 1 | 0 | 0 | 3 | 33,3% |
| Saalekreis | 5 | 0 | 0 | 0 | 5 | 0,0% |
| Salzland | 4 | 1 | 0 | 0 | 5 | 20,0% |
| Stendal | 3 | 1 | 0 | 0 | 4 | 25,0% |
| Wittenberg | 4 | 0 | 0 | 0 | 4 | 0,0% |
| Gesamt | 49 | 14 | 2 | 0 | 65 | 24,6% |
| Anteil | 75,4% | 21,5% | 3,1% | 0,0% | | |

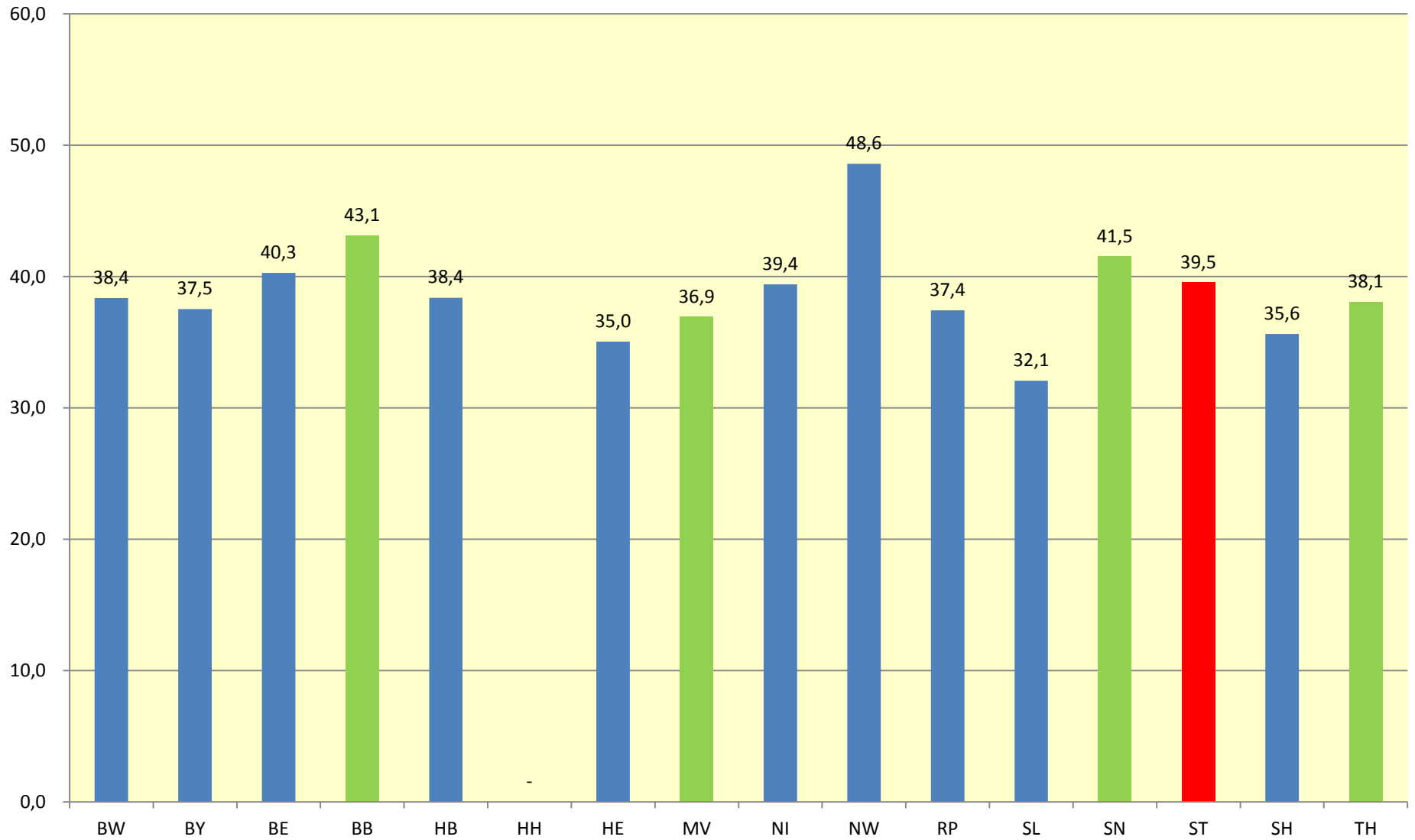
| Förderschulen | | | | | | |
|------------------------|-------------------|--------------------|-------------------|-------------------|---------------|---------------|
| Landkreise | über 100 % | unter 100 % | unter 95 % | unter 90 % | Gesamt | Anteil |
| Dessau- Roßlau | 1 | 2 | 0 | 0 | 3 | 66,7% |
| Halle (Saale) | 6 | 6 | 2 | 0 | 14 | 57,1% |
| Magdeburg | 9 | 0 | 0 | 0 | 9 | 0,0% |
| Altmarkkreis Salzwedel | 4 | 1 | 0 | 0 | 5 | 20,0% |
| Anhalt Bitterfeld | 7 | 0 | 0 | 0 | 7 | 0,0% |
| Börde | 6 | 2 | 0 | 0 | 8 | 25,0% |
| Burgenlandkreis | 4 | 1 | 2 | 0 | 7 | 42,9% |
| Harz | 9 | 1 | 0 | 0 | 10 | 10,0% |
| Jerichower Landkreis | 1 | 0 | 2 | 0 | 3 | 66,7% |
| Mansfeld- Südharz | 6 | 0 | 0 | 0 | 6 | 0,0% |
| Saalekreis | 2 | 1 | 2 | 0 | 5 | 60,0% |
| Salzland | 7 | 1 | 0 | 0 | 8 | 12,5% |
| Stendal | 7 | 0 | 0 | 0 | 7 | 0,0% |
| Wittenberg | 1 | 1 | 4 | 0 | 6 | 83,3% |
| Gesamt | 70 | 16 | 12 | 0 | 98 | 28,6% |
| Anteil | 71,4% | 16,3% | 12,2% | 0,0% | | |

| Allgemeinbildende Schulen | | | | | | | |
|----------------------------------|-------------------|--------------------|-------------------|-------------------|---------------|---------------|--|
| Landkreise | über 100 % | unter 100 % | unter 95 % | unter 90 % | Gesamt | Anteil | |
| Dessau- Roßlau | 17 | 4 | 1 | 1 | 23 | 26,1% | |
| Halle (Saale) | 44 | 14 | 4 | 0 | 62 | 29,0% | |
| Magdeburg | 44 | 10 | 2 | 2 | 58 | 24,1% | |
| Altmarkkreis Salzwedel | 31 | 9 | 1 | 0 | 41 | 24,4% | |
| Anhalt Bitterfeld | 54 | 3 | 1 | 0 | 58 | 6,9% | |
| Börde | 61 | 12 | 2 | 0 | 75 | 18,7% | |
| Burgenlandkreis | 49 | 8 | 5 | 5 | 67 | 26,9% | |
| Harz | 69 | 10 | 4 | 0 | 83 | 16,9% | |
| Jerichower Landkreis | 27 | 5 | 2 | 0 | 34 | 20,6% | |
| Mansfeld- Südharz | 40 | 10 | 1 | 1 | 52 | 23,1% | |
| Saalekreis | 48 | 13 | 6 | 0 | 67 | 28,4% | |
| Salzland | 57 | 7 | 2 | 0 | 66 | 13,6% | |
| Stendal | 38 | 6 | 0 | 0 | 44 | 13,6% | |
| Wittenberg | 30 | 7 | 11 | 3 | 51 | 41,2% | |
| Gesamt | 609 | 118 | 42 | 12 | 781 | 22,0% | |
| Anteil | 78,0% | 15,1% | 5,4% | 1,5% | | | |

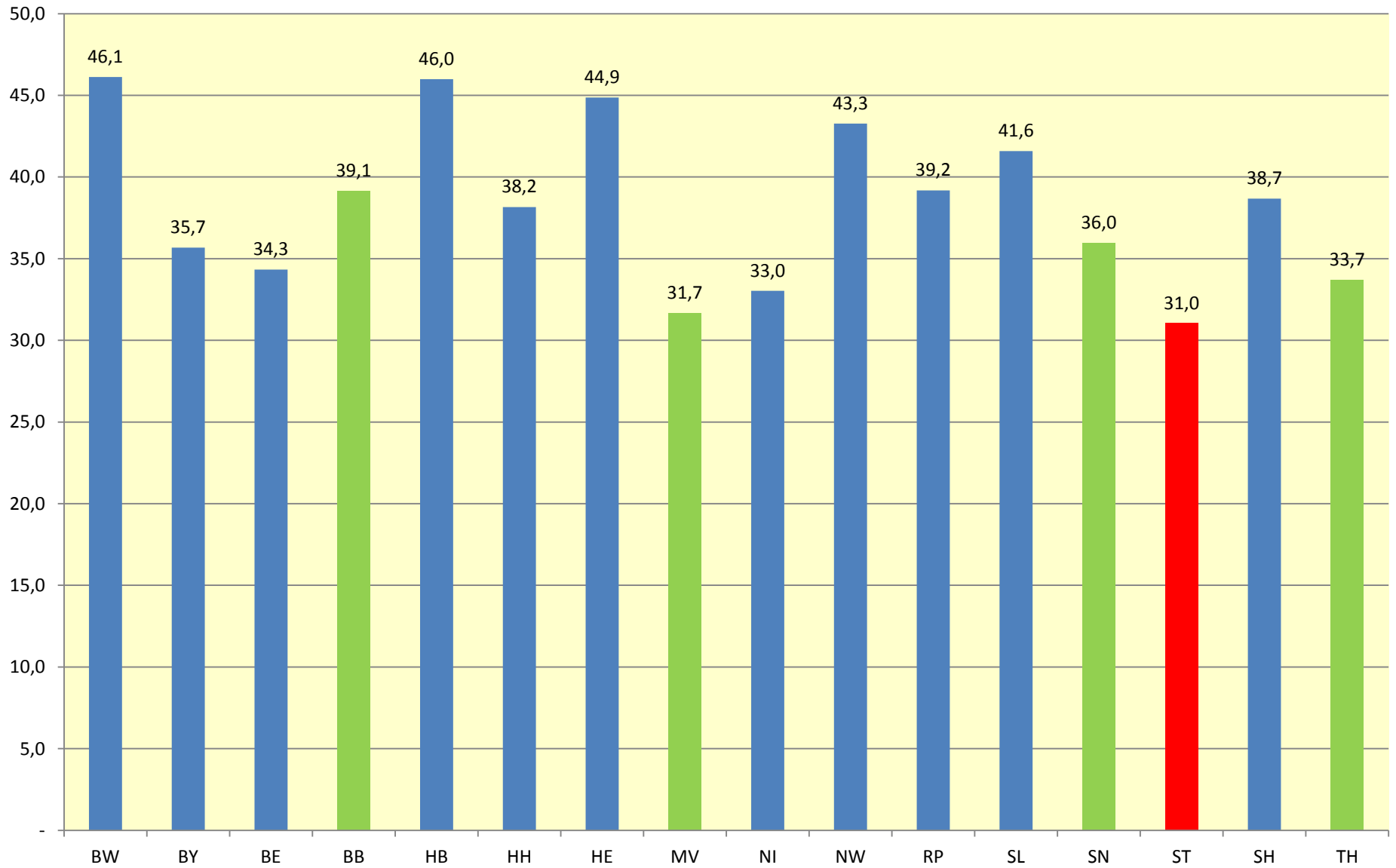
Unterrichtsstunden je Klasse an Grundschulen - 2013/14



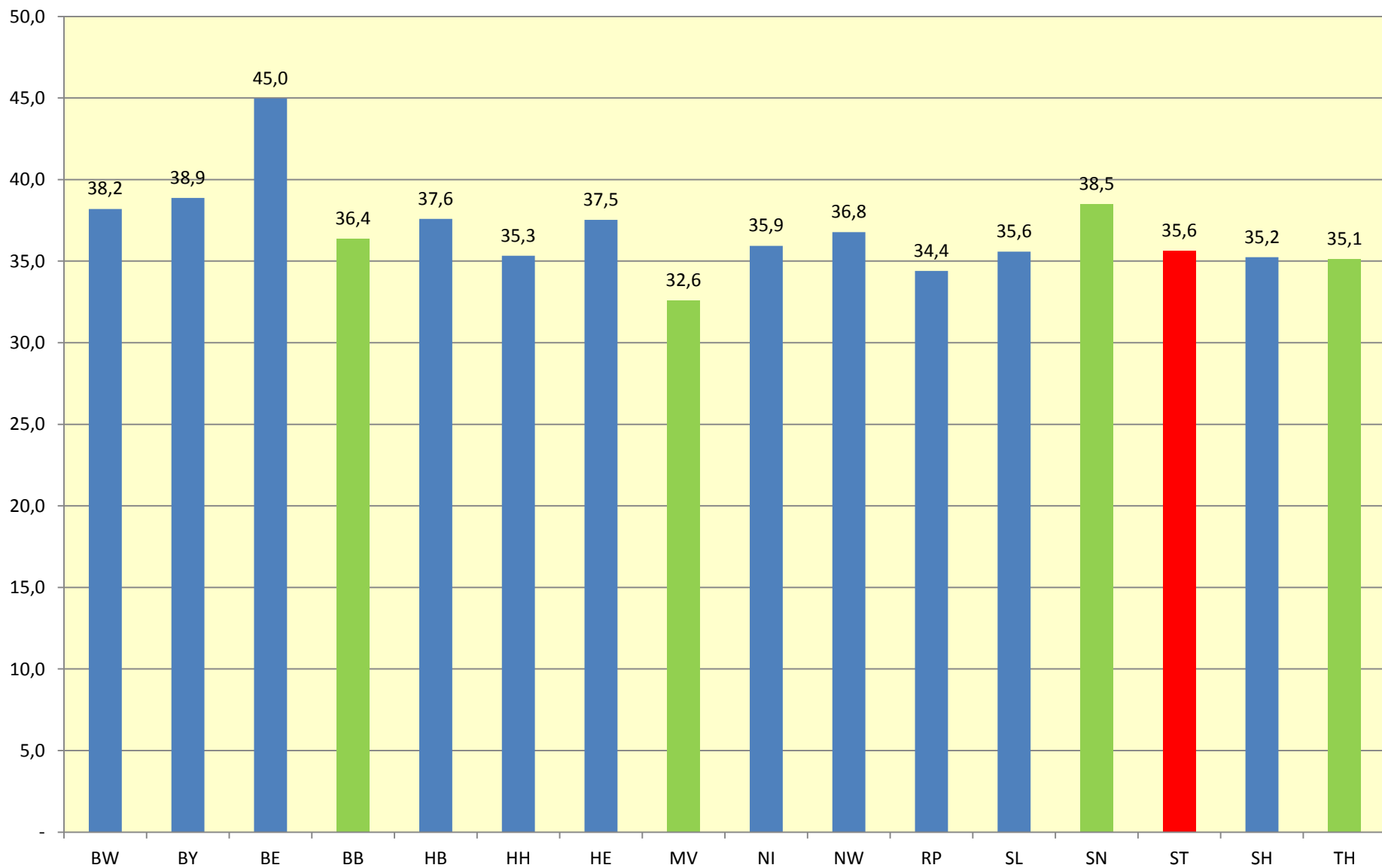
Unterrichtsstunden je Klasse an Schulen mit mehreren Bildungsgängen - 2013/14



Unterrichtsstunden je Klasse an Förderschulen - 2013/14



Unterrichtsstunden je Klasse an Gymnasien (Sekundarstufe I) - 2013/14



| Länder | Kernfächer | | | Naturwiss./THW | | | Gesellschaftswiss. Ethik/Rel. | | | Musik/Kunst/Sport | | | Pflichtstundenpool | | | Summen | | | | | | | |
|---------|------------|-----|------|----------------|-----|------|----------------------------------|-----|------|-------------------|-----|------|--------------------|-----|------|------------------|-----|------|------------------------|---------------------------------------|---------------------------|-------|-------|
| | | | | | | | | | | | | | | | | Jahrgangs-Summen | | | tatsächlich Pflicht | wenn verfügbar min. | wenn verfügbar max. | | |
| Klassen | 5/6 | 7/8 | 9/10 | 5/6 | 7/8 | 9/10 | 5/6 | 7/8 | 9/10 | 5/6 | 7/8 | 9/10 | 5/6 | 7/8 | 9/10 | 5/6 | 7/8 | 9/10 | gesamt | gesamt | gesamt | | |
| ST alt | 30 | 23 | 22 | 9 | 15 | 18 | 9 | 10 | 12 | 10 | 8 | 8 | 3 | 8 | 7 | 61 | 64 | 67 | 192 | 204 | 204 | | |
| ST neu | 28 | 21 | 22 | 9 | 14 | 16 | 9 | 10 | 10 | 10 | 8 | 8 | 2 | 3 | 4 | 58 | 56 | 60 | 174 | 184 | 194 | | |
| BW | 24 | 24 | 24 | 8 | 8 | 8 | 8 | 9 | 13 | 12 | 12 | 12 | 4 | 6 | 4 | 56 | 60 | 61 | 177 | 181 | 187 | | |
| BY | 32 | 20 | 21 | 4 | 12 | 12 | 10 | 4 | 6 | 17 | 12 | 10 | 0 | 10 | 11 | 62 | 58 | 60 | 180 | 180 | 180 | | |
| BE | 29 | 22 | 22 | 8 | 10 | 14 | 6 | 8 | 8 | 14 | 10 | 10 | 4 | 8 | 6 | 61 | 58 | 60 | 179 | 183 | 218 | | |
| BB | 26 | 26 | 22 | 8 | 11 | 12 | 8 | 9 | 9 | 14 | 10 | 10 | 0 | 8 | 11 | 56 | 64 | 64 | 184 | 185 | 191 | | |
| HB | 22 | 22 | 22 | 6 | 6 | 10 | 10 | 10 | 10 | 10 | 10 | 10 | 8 | 11 | 11 | 56 | 59 | 63 | 178 | 184 | 188 | | |
| HH | 22 | 22 | 22 | 8 | 8 | 8 | 9 | 7 | 7 | 16 | 10 | 10 | 9 | 9 | 13 | 65 | 57 | 61 | 180 | 182 | 182 | | |
| HE | 27 | 24 | 22 | 5 | 7 | 9 | 12 | 14 | 15 | 10 | 9 | 9 | 3 | 4 | 6 | 57 | 59 | 61 | 176 | 177 | 179 | | |
| MV | 31 | 25 | 22 | 9 | 13 | 16 | 7 | 9 | 13 | 12 | 8 | 8 | 0 | 6 | 6 | 59 | 61 | 65 | 185 | 186 | 190 | | |
| NI | 25 | 25 | 24 | 8 | 10 | 11 | 10 | 10 | 10 | 11 | 7 | 7 | 4 | 8 | 8 | 58 | 60 | 60 | 178 | 179 | 179 | | |
| NW | 24 | 23 | 23 | 6 | 8 | 8 | 10 | 12 | 12 | 15 | 10 | 10 | 8 | 11 | 11 | 63 | 63 | 63 | 188 | 189 | 193 | | |
| RP | 26 | 23 | 23 | 7 | 8 | 8 | 7 | 11 | 11 | 14 | 9 | 9 | 4 | 7 | 7 | 58 | 58 | 58 | 173 | 175 | 180 | | |
| SL | 24 | 26 | 24 | 4 | 7 | 11 | 12 | 11 | 9 | 12 | 8 | 8 | 8 | 8 | 8 | 60 | 60 | 60 | 180 | 180 | 180 | | |
| SN | 30 | 24 | 22 | 9 | 16 | 16 | 11 | 11 | 13 | 12 | 10 | 10 | 0 | 4 | 5 | 62 | 65 | 66 | 193 | 199 | 199 | | |
| SH | 30 | 24 | 24 | 6 | 10 | 10 | 12 | 14 | 14 | 10 | 8 | 8 | 0 | 8 | 8 | 58 | 63 | 63 | 184 | 188 | 190 | | |
| TH | 25 | 23 | 18 | 8 | 6 | 7 | 8 | 9 | 10 | 10 | 10 | 10 | 9 | 13 | 16 | 60 | 61 | 61 | 182 | 184 | 191 | | |
| | | | | | | | | | | | | | | | | | | | | | | | |
| | | | | | | | | | | | | | | | | | | | | Bundesdurchschnitt (ohne ST) | 181,1 | 183,4 | 188,4 |
| | | | | | | | | | | | | | | | | | | | | Durchschnitt ostdeutsche BL (ohne ST) | 186,0 | 188,5 | 192,8 |